

Eagle Eye Equities

July 09, 2018

Index

Punter's Call
Looking Trendy
Nifty Day Trader
Smart Charts
Momentum Swing
Momentum Cash Ideas
CTFT (Carry Today For Tomorrow)
Premium Technical View
Bank Nifty
Bank Nifty Day Trader
Day Trader's Hit List

Visit us at www.sharekhan.com

Sharekhan

by BNP PARIBAS

For Private Circulation only

Punter's Call

Keep an eye

July 06, 2018

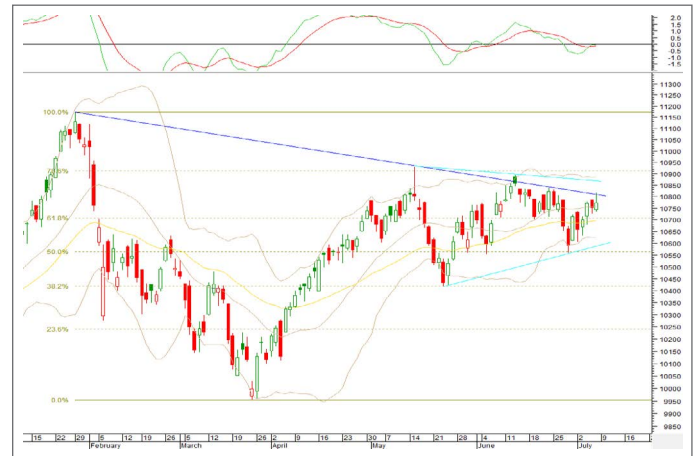
The Nifty traded with a positive bias in the first half of the session. On the upside, it attempted to surpass a medium term falling trendline from the all time high of 11171. The index, however, faced stiff resistance as it entered the higher territory. The bears rushed in swiftly to push the index down in the second half of the session. In terms of the price patterns, the bounce over last few sessions has taken form of a bearish wedge pattern & is on the verge of a breakout on the downside. The larger picture shows that the sideways activity over last few weeks has formed a distribution triangle. The last leg of the triangular pattern seems to be near its maturity. On the higher side, 10800-10860 proved to be a key hurdle zone & is likely to do so going ahead. Thus, from a trading perspective, one should be looking to create short positions. On the downside, the Nifty is expected to test the May low of 10417 in the short term

Other technical observations

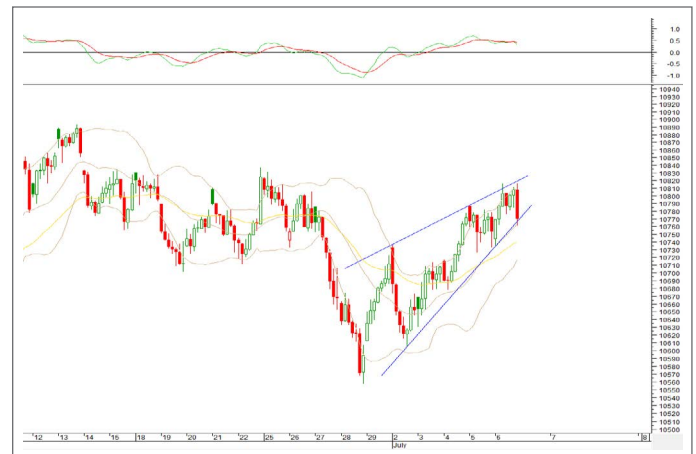
On the daily chart, the Nifty is above the 20-day moving average (DMA) and the 40-DEMA, i.e. 10755 and 10698 respectively. The momentum indicator is in bullish mode on the daily chart.

On the hourly chart, the Nifty is above the 20-hour moving average (HMA) and the 40-HEMA, i.e. 10762 and 10739 respectively. The hourly momentum indicator is in bearish mode. The market breadth was positive with 987 advances and 749 declines on the National Stock Exchange.

Nifty daily: 10772.65



60-minute



Market breadth

	BSE	NSE
Todays Close	35657.86	10772.65
Advances	1448	987
Decline	1194	749
Unchanged	139	333
Volume (Rs.)	2398.06	27154

Looking Trendy






Short Term Trend

Index	Target	Trend	Reversal	Support / Resistance
Nifty	10160	↓	10930	10160 / 10930

Medium Term Trend

Index	Target	Trend	Reversal	Support / Resistance
Nifty	9800	↓	11172	9800 / 11172

Icon guide

 Up	 Down	 Sideways	 Downswing matures	 Upswing matures
--	--	--	---	---

Nifty Day Trader

Support	Resistance
10726	10837
10698	10929
10626	11000
20 DSMA	40 DEMA
10755	10698

Smart Charts

Date	Scrip Name	Action	Stop Loss (On closing Basis)	Buy Price/ Sell Price	Call Closing Price/ CMP	Potential% P/L at Exit/ Current	Target 1	Target 2
5-Jul-18	STAR July Fut	Sell	437.00	406.60	406.50	0.02%	336.00	282.00
2-Jul-18	DHFL July Fut	Sell	650.00	627.75	617.85	1.58%	580.00	560.00
27-Jun-18	Ibulhsgfin July Fut	Sell	1,220.00	1,187.05	1,144.00	3.63%	1,115.00	1,067.00
27-Jun-18	M&M Fin July Fut	Sell	499.00	479.65	455.00	5.14%	445.00	430.00
27-Jun-18	Manappuram Fin July Fut	Sell	Exit	100.65	102.55	-1.89%	93.50	88.00

NOTE: Kindly note that all stop losses in Smart Charts are on closing basis unless specified.

TPB: Trailing profit booked

Momentum Swing

Action Date	Scrip Name	Action	Stop Loss/ Reversal	Buy Price/ Sell Price	Call Closing Price/CMP	Potential% P/L at Exit/ Current	Target 1	Target 2
5-Jul-18	Cadila July Fut	Sell	393.10	390.20	383.65	1.68%	380.00	374.00
5-Jul-18	IDFC Bank July Fut	Sell	39.10	38.20	38.10	0.26%	37.00	36.00
5-Jul-18	Nalco July Fut	Sell	Exit	61.35	61.00	0.57%	59.50	58.00

NOTE: Kindly note that all stop losses in Momentum swing are on an intra-day basis.

TPB: Trailing profit booked

- 1) The stop loss should be placed after 9.17am in order to avoid freak trade
- 2) The same will be revised in the TradeTiger terminal every day for the pop-ups

Momentum Cash Ideas

Action Date	Scrip Name	Action	Stop Loss/ Reversal	Buy Price/ Sell Price	Call Closing Price/CMP	Potential% P/L at Exit/ Current	Target 1	Target 2
6-Jul-18	M & M	Buy	900.00	923.20	924.95	0.19%	948.00	970.00

TPB: Trailing profit booked

- 1) The stop loss should be placed after 9.17am in order to avoid freak trade
- 2) The same will be revised in the TradeTiger terminal every day for the pop-ups

CTFT (Carry Today For Tomorrow)

Action date	Scrip Name	Action	Segments	Stop Loss/ Reversal	Reco Price	Closing Price/ CMP	Potential P/L at CMP (%)	Target 1	Target 2
6-Jul-18	DHFL July Fut	Sell	Fut	629.00	621.55	617.85	0.60%	610.00	600.00

TPB: Trailing profit booked

- 1) The stop loss should be placed after 9.17am in order to avoid freak trade
- 2) The same will be revised in the TradeTiger terminal every day for the pop-ups

Premium Technical View

Action date	Scrip Name	Action	Segments	Stop loss (On Closing Basis)	Reco Price	Closing Price/ CMP	Potential P/L at CMP(%)	Target 1	Target 2
25-Jun-18	Union Bank July Fut	Sell	Fut	Exit	84.00	81.55	2.92%	77.50	72.00
14-Jun-18	City Union Bank	Buy	Cash	179.00	188.00	187.70	-0.16%	197.50	210.00

*DCL # CMP ^Intra-day Tgt. = Target Rwd. = Reward

Bank Nifty

Short Term Trend

Index	Target	Trend	Reversal	Support / Resistance
Bank Nifty	24325	↓	26975	24325 / 26975

Medium Term Trend

Index	Target	Trend	Reversal	Support / Resistance
Bank Nifty	23500	↓	27250	23500 / 27250

Icon guide

↑ Up	↓ Down	↔ Sideways	↘ Downswing matures	↗ Upswing matures
------	--------	------------	---------------------	-------------------

Bank Nifty Day Trader

Support	Resistance
26410	26610
26266	26753
26061	26807
20 DSMA	40 DEMA
26468	26266

Bank Nifty Daily



Day Trader's Hit List

For July 09, 2018						
Scrip Name	Support Levels		Close (Rs.)	Resistance Levels		Action
	S2	S1		R1	R2	
NIFTY Futures	10670.00	10730.00	10772.00	10817.00	10873.00	Go Short Below S1
Bank Nifty Futures	26203.00	26354.00	26485.40	26614.00	26756.00	Go Short Below S1
Axis Bank	503.00	508.00	511.90	515.00	520.50	Go Short Below S1
BHEL	68.80	69.50	70.15	70.80	71.50	Go Short Below S1
BPCL	365.00	369.00	373.30	377.00	381.00	Go Short Below S1
INFOSYS	1262.00	1275.00	1287.20	1299.00	1312.00	Go Short Below S1
ICICI Bank	264.00	267.00	270.15	273.00	276.00	Go Short Below S1
LIC Housing	472.00	478.00	482.60	488.00	493.00	Go Long AboveR1
LNT	1241.00	1254.00	1264.00	1275.00	1287.00	Go Short Below S1
Reliance Industries	963.00	971.00	978.90	987.00	995.00	Go Short Below S1
SBI	251.00	254.00	256.50	259.00	262.00	Go Short Below S1
SunPharma	548.00	554.00	559.00	564.00	571.00	Go Short Below S1
Tata Motors	264.00	267.00	269.50	272.00	275.00	Go Short Below S1
Yes Bank	344.00	349.00	351.80	355.00	359.00	Go Long AboveR1
TISCO	541.50	548.00	553.30	559.00	565.00	Go Short Below S1
TCS	1884.00	1900.00	1916.50	1932.00	1950.00	Go Long AboveR1

*Note: Closing price of Nifty futures is last traded price of Nifty futures on NSE
SL=Stoploss

Sharekhan

by BNP PARIBAS

Know more about our products and services

For Private Circulation only

Disclaimer: This document has been prepared by Sharekhan Ltd. (SHAREKHAN) and is intended for use only by the person or entity to which it is addressed to. This Document may contain confidential and/or privileged material and is not for any type of circulation and any review, retransmission, or any other use is strictly prohibited. This Document is subject to changes without prior notice. Kindly note that this document is based on technical analysis by studying charts of a stock's price movement and trading volume, as opposed to focusing on a company's fundamentals and as such, may not match with a report on a company's fundamentals. (Technical specific) This document does not constitute an offer to sell or solicitation for the purchase or sale of any financial instrument or as an official confirmation of any transaction. Though disseminated to all customers who are due to receive the same, not all customers may receive this report at the same time. SHAREKHAN will not treat recipients as customers by virtue of their receiving this report.

The information contained herein is obtained from publicly available data or other sources believed to be reliable and SHAREKHAN has not independently verified the accuracy and completeness of the said data and hence it should not be relied upon as such. While we would endeavour to update the information herein on reasonable basis, SHAREKHAN, its subsidiaries and associated companies, their directors and employees ("SHAREKHAN and affiliates") are under no obligation to update or keep the information current. Also, there may be regulatory, compliance, or other reasons that may prevent SHAREKHAN and affiliates from doing so. This document is prepared for assistance only and is not intended to be and must not alone be taken as the basis for an investment decision. Recipients of this report should also be aware that past performance is not necessarily a guide to future performance and value of investments can go down as well. The user assumes the entire risk of any use made of this information. Each recipient of this document should make such investigations as it deems necessary to arrive at an independent evaluation of an investment in the securities of companies referred to in this document (including the merits and risks involved), and should consult its own advisors to determine the merits and risks of such an investment. The investment discussed or views expressed may not be suitable for all investors. We do not undertake to advise you as to any change of our views. Affiliates of Sharekhan may have issued other reports that are inconsistent with and reach different conclusion from the information presented in this report.

This report is not directed or intended for distribution to, or use by, any person or entity who is a citizen or resident of or located in any locality, state, country or other jurisdiction, where such distribution, publication, availability or use would be contrary to law, regulation or which would subject SHAREKHAN and affiliates to any registration or licencing requirement within such jurisdiction. The securities described herein may or may not be eligible for sale in all jurisdictions or to certain category of investors. Persons in whose possession this document may come are required to inform themselves of and to observe such restriction.

The analyst certifies that the analyst has not dealt or traded directly or indirectly in securities of the company and that all of the views expressed in this document accurately reflect his or her personal views about the subject company or companies and its or their securities and do not necessarily reflect those of SHAREKHAN. The analyst further certifies that neither he nor his relatives has any direct or indirect financial interest nor have actual or beneficial ownership of 1% or more in the securities of the company nor have any material conflict of interest nor has served as officer, director or employee or engaged in market making activity of the company. Further, the analyst has also not been a part of the team which has managed or co-managed the public offerings of the company and no part of the analyst's compensation was, is or will be, directly or indirectly related to specific recommendations or views expressed in this document.

Either SHAREKHAN or its affiliates or its directors or employees / representatives / clients or their relatives may have position(s), make market, act as principal or engage in transactions of purchase or sell of securities, from time to time or may be materially interested in any of the securities or related securities referred to in this report and they may have used the information set forth herein before publication. SHAREKHAN may from time to time solicit from, or perform investment banking, or other services for, any company mentioned herein. Without limiting any of the foregoing, in no event shall SHAREKHAN, any of its affiliates or any third party involved in, or related to, computing or compiling the information have any liability for any damages of any kind.

Compliance Officer: Mr. Joby John Meledan; Tel: 022-61150000; For any queries or grievances kindly email igc@sharekhan.com or contact: myaccount@sharekhan.com

Registered Office: Sharekhan Limited, 10th Floor, Beta Building, Lodha iThink Techno Campus, Off. JVLR, Opp. Kanjurmarg Railway Station, Kanjurmarg (East), Mumbai – 400042, Maharashtra. Tel: 022 - 61150000. Sharekhan Ltd.: SEBI Regn. Nos.: BSE / NSE / MSEI (CASH / F&O / CD) / MCX - Commodity: INZ000171337; DP: NSDL/CDSL-IN-DP-365-2018; PMS: INP000005786; Mutual Fund: ARN 20669; Research Analyst: INH000000370; For any complaints email at igc@sharekhan.com. Disclaimer: Client should read the Risk Disclosure Document issued by SEBI & relevant exchanges and the T&C on www.sharekhan.com; Investment in securities market are subject to market risks, read all the related documents carefully before investing.