

High Noon

June 15, 2018

Index

Punter's Call

Looking Trendy

Smart Charts

Momentum Swing

Momentum Cash Ideas

CTFT(Carry Today For Tomorrow)

Premium Technical View

Visit us at www.sharekhan.com

Sharekhan

by BNP PARIBAS

For Private Circulation only

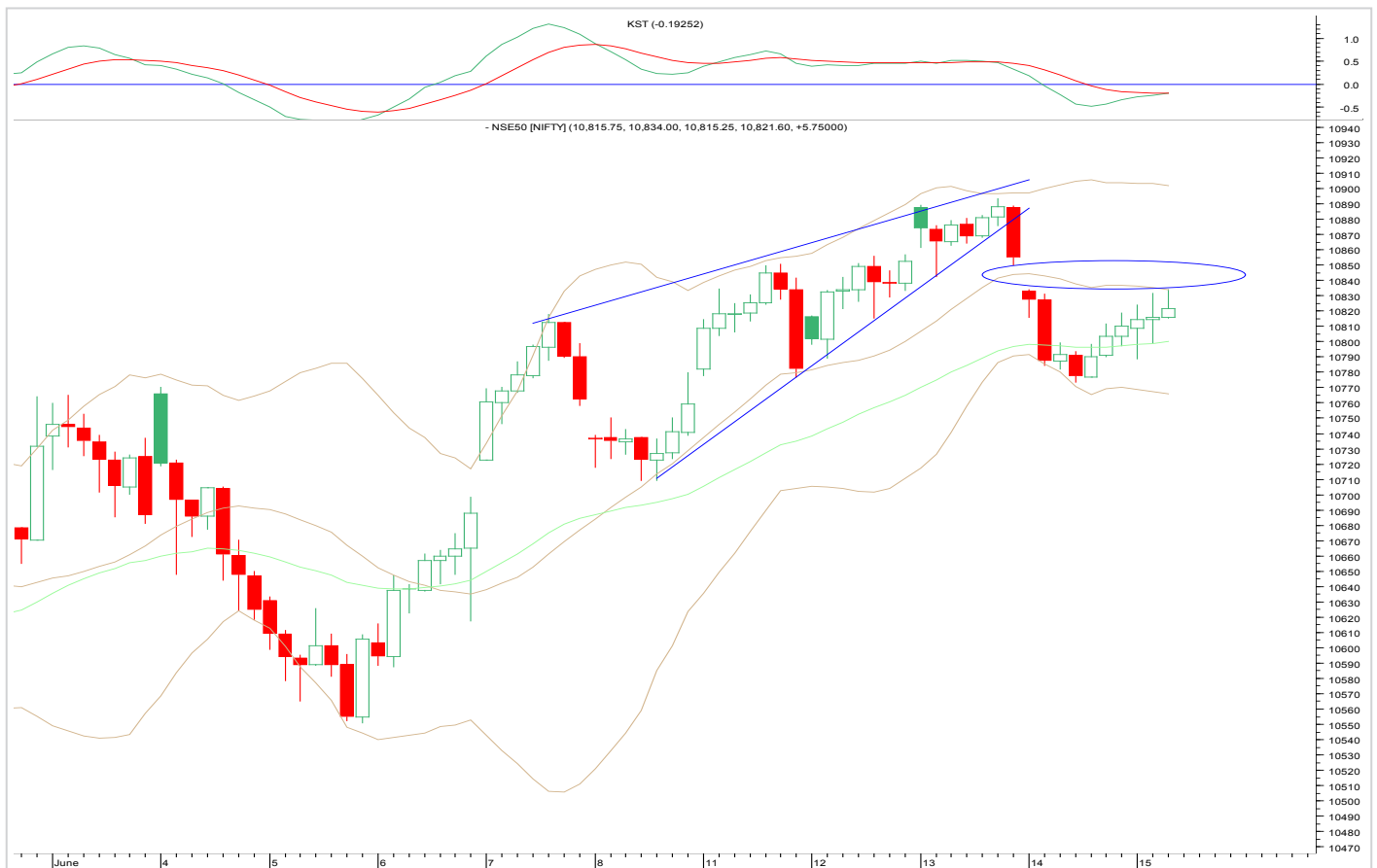
Punter's Call

Keep a close watch

The Nifty opened in green and is trading sideways since then. Post a sharp decline from 10893 to 10773, the index is witnessing a pullback. On the way up, the gap area of 10834 – 10889 will be crucial resistance. On the down, 10774 will be crucial support in the near term. The index is likely to drift lower towards 10709 and subsequently towards 10660, once it breaks the support level of 10774. Traders must keep a close watch as the index is trading around the resistance zone. We maintain our bearish outlook on the index for the short term with reversal placed at 10930.

On the hourly chart, the Nifty is between the 20-hour moving average (HMA) and the 40-HEMA, i.e. 10833 and 10800, respectively. The hourly momentum indicator is bearish and market breadth is neutral with 858 advances and 831 declines on the National Stock Exchange (NSE).

Nifty Hourly Chart



Updated at 12.00 noon

	Advance	Decline
BSE	1192	1212
NSE	858	831

Moving Average (hourly)

20(S)	10833	100 (S)	10725
40(S)	10811	200 (S)	10697

S: Simple moving average

Looking Trendy






Short Term Trend

Index	Target	Trend	Reversal	Support / Resistance
Nifty	10160	↓	10930	10160 / 10930
Bank Nifty	24325	↓	26975	24325 / 26975

Medium Term Trend

Index	Target	Trend	Reversal	Support / Resistance
Nifty	9800	↓	11172	9800 / 11172
Bank Nifty	23500	↓	27250	23500 / 27250

Icon guide

 Up	 Down	 Sideways	 Downswing matures	 Upswing matures
--	--	--	---	---

Smart Charts

Date	Scrip Name	Action	Stop Loss (On closing Basis)	Buy Price/ Sell Price	Call Closing Price/ CMP	Potential% P/L at Exit/ Current	Target 1	Target 2
14-Jun-18	Icici Bank June Fut	Sell	294	286.15	286.65	-0.17%	265	255
14-Jun-18	Bank Of India June Fut	Sell	106	102.2	102.3	-0.10%	97	90
14-Jun-18	Ujjivan June Fut	Sell	405	390.7	393.4	-0.69%	365	340
13-Jun-18	Adani Ports June Fut	Sell	393	383.25	372.75	2.74%	366	349
13-Jun-18	L&T FH June Fut	Sell	170	165.55	167.6	-1.24%	154	147
7-Jun-18	Axis Bank June Fut	Sell	565	546.95	527.8	3.50%	509	482
7-Jun-18	Relinfra June Fut	Buy	Exit	436.95	434.8	-0.49%	475	490
1-Jun-18	DCB Bank June Fut	Sell	188.5	181.8	179.95	1.02%	166	151
1-Jun-18	NTPC June Fut	Sell	163.5	164.8	156	5.34%	151	144
31-May-18	Mcdowell June Fut	Sell	700	674	691.7	-2.63%	576	505

NOTE: Kindly note that all stop losses in Smart Charts are on closing basis unless specified.

TPB: Trailing profit booked

Momentum Swing

Action Date	Scrip Name	Action	Stop Loss/ Reversal	Buy Price/ Sell Price	Call Closing Price/CMP	Potential% P/L at Exit/ Current	Target 1	Target 2
14-Jun-18	Exide Ind June Fut	Sell	255.5	252.25	251	0.50%	247	244
14-Jun-18	Wipro June Fut	Sell	270.5	266.6	268.15	-0.58%	263.8	258
13-Jun-18	COLPAL June Fut	Buy	Stopped Out	1252.3	1232	-1.62%	1280	1300
8-Jun-18	Asian Paints June Fut	Buy	Exit	1278.3	1278.7	0.03%	1310	1330

NOTE: Kindly note that all stop losses in Momentum swing are on an intra-day basis.

TPB: Trailing profit booked

- 1) The stop loss should be placed after 9.17am in order to avoid freak trade
- 2) The same will be revised in the TradeTiger terminal every day for the pop-ups

Momentum Cash Ideas

Action Date	Scrip Name	Action	Stop Loss/ Reversal	Buy Price/ Sell Price	Call Closing Price/CMP	Potential P/L at Exit/ Current	Target 1	Target 2
14-Jun-18	Glenmark Pharma	Buy	Booked Profit	570.75	590.25	3.42%	590	602

TPB: Trailing profit booked

- 1) The stop loss should be placed after 9:17am in order to avoid freak trade
- 2) The same will be revised in the TradeTiger terminal every day for the pop-ups

CTFT(Carry Today For Tomorrow)

Action date	Scrip Name	Action	Segments	Stop loss / Reversal	Reco Price	Closing Price/ CMP	Potential P/L at CMP(%)	Target 1	Target 2
14-Jun-18	Icici Bank June Fut	Sell	Fut	Stopped Out	286.1	289	-1.01%	281	278

TPB: Trailing profit booked

- 1) The stop loss should be placed after 9:17am in order to avoid freak trade
- 2) The same will be revised in the TradeTiger terminal every day for the pop-ups

Premium Technical View

Action date	Scrip Name	Action	Segments	Stop loss (On Closing Basis)	Reco Price	Closing Price/ CMP	Potential P/L at CMP(%)	Target 1	Target 2
14-Jun-18	City Union Bank	Buy	Cash	179	188	188.25	0.13%	197.5	210
14-Jun-18	NCC June Fut	Sell	Fut	114.5	108	107.85	0.14%	101.5	94

*DCL # CMP ^Intra-day Tgt. = Target Rwd. = Reward

Sharekhan

by BNP PARIBAS

Know more about our products and services

For Private Circulation only

Disclaimer: This document has been prepared by Sharekhan Ltd. (SHAREKHAN) and is intended for use only by the person or entity to which it is addressed to. This Document may contain confidential and/or privileged material and is not for any type of circulation and any review, retransmission, or any other use is strictly prohibited. This Document is subject to changes without prior notice. Kindly note that this document is based on technical analysis by studying charts of a stock's price movement and trading volume, as opposed to focusing on a company's fundamentals and as such, may not match with a report on a company's fundamentals. (Technical specific) This document does not constitute an offer to sell or solicitation for the purchase or sale of any financial instrument or as an official confirmation of any transaction. Though disseminated to all customers who are due to receive the same, not all customers may receive this report at the same time. SHAREKHAN will not treat recipients as customers by virtue of their receiving this report.

The information contained herein is obtained from publicly available data or other sources believed to be reliable and SHAREKHAN has not independently verified the accuracy and completeness of the said data and hence it should not be relied upon as such. While we would endeavour to update the information herein on reasonable basis, SHAREKHAN, its subsidiaries and associated companies, their directors and employees ("SHAREKHAN and affiliates") are under no obligation to update or keep the information current. Also, there may be regulatory, compliance, or other reasons that may prevent SHAREKHAN and affiliates from doing so. This document is prepared for assistance only and is not intended to be and must not alone be taken as the basis for an investment decision. Recipients of this report should also be aware that past performance is not necessarily a guide to future performance and value of investments can go down as well. The user assumes the entire risk of any use made of this information. Each recipient of this document should make such investigations as it deems necessary to arrive at an independent evaluation of an investment in the securities of companies referred to in this document (including the merits and risks involved), and should consult its own advisors to determine the merits and risks of such an investment. The investment discussed or views expressed may not be suitable for all investors. We do not undertake to advise you as to any change of our views. Affiliates of Sharekhan may have issued other reports that are inconsistent with and reach different conclusion from the information presented in this report.

This report is not directed or intended for distribution to, or use by, any person or entity who is a citizen or resident of or located in any locality, state, country or other jurisdiction, where such distribution, publication, availability or use would be contrary to law, regulation or which would subject SHAREKHAN and affiliates to any registration or licencing requirement within such jurisdiction. The securities described herein may or may not be eligible for sale in all jurisdictions or to certain category of investors. Persons in whose possession this document may come are required to inform themselves of and to observe such restriction.

The analyst certifies that the analyst has not dealt or traded directly or indirectly in securities of the company and that all of the views expressed in this document accurately reflect his or her personal views about the subject company or companies and its or their securities and do not necessarily reflect those of SHAREKHAN. The analyst further certifies that neither he nor his relatives has any direct or indirect financial interest nor have actual or beneficial ownership of 1% or more in the securities of the company nor have any material conflict of interest nor has served as officer, director or employee or engaged in market making activity of the company. Further, the analyst has also not been a part of the team which has managed or co-managed the public offerings of the company and no part of the analyst's compensation was, is or will be, directly or indirectly related to specific recommendations or views expressed in this document.

Either SHAREKHAN or its affiliates or its directors or employees / representatives / clients or their relatives may have position(s), make market, act as principal or engage in transactions of purchase or sell of securities, from time to time or may be materially interested in any of the securities or related securities referred to in this report and they may have used the information set forth herein before publication. SHAREKHAN may from time to time solicit from, or perform investment banking, or other services for, any company mentioned herein. Without limiting any of the foregoing, in no event shall SHAREKHAN, any of its affiliates or any third party involved in, or related to, computing or compiling the information have any liability for any damages of any kind.

Compliance Officer: Mr. Joby John Meledan; Tel: 022-61150000; For any queries or grievances kindly email igc@sharekhan.com or contact: myaccount@sharekhan.com

Registered Office: Sharekhan Limited, 10th Floor, Beta Building, Lodha iThink Techno Campus, Off. JVLR, Opp. Kanjurmarg Railway Station, Kanjurmarg (East), Mumbai – 400042, Maharashtra. Tel: 022 - 61150000. Sharekhan Ltd.: SEBI Regn. Nos.: BSE / NSE / MSEI (CASH / F&O / CD) / MCX - Commodity: INZ000171337; DP: NSDL/CDSL-IN-DP-365-2018; PMS: INP000005786; Mutual Fund: ARN 20669; Research Analyst: INH000000370; For any complaints email at igc@sharekhan.com. Disclaimer: Client should read the Risk Disclosure Document issued by SEBI & relevant exchanges and the T&C on www.sharekhan.com; Investment in securities market are subject to market risks, read all the related documents carefully before investing.