


API Process



One Time Process

API Activation Process – Step 1

Go to <https://www.sharekhan.com/trading-api> and Click on Login. After Login follow the steps given

Trading APIs with Sharekhan: The Power of Automation, Delivered

API Services available on Sharekhan Platforms

Trade without trade-offs. Our stock trading APIs are built for all levels of traders. Whether you dabble in Stocks, Options or Futures, our trading API delivers the power, speed and flexibility traders with a need for speed demand. Now seamlessly automate your trading strategies or integrate with third-party platforms. Absolutely FREE!



GET STARTED

KNOW MORE

Sharekhan
by BNP PARIBAS

SUPER
TRADER

API Activation Process – Step 1

My App(s)

Total No.
App(s)

001

Total No.
Active App(s)

001

Total No.
Inactive App(s)

000

CREATE NEW APP

Status	App Name	API Key	API Secure Key
Active	rest api	V8VTHH0rJCDXv0MoXstt69Ib2R21eJot	A7zE9hfbsbRYWAsS7qBm7LS4V0oxmZRR

API Activation Process – Step 1

← Create New App (Creating an app gives you an APIKey and API Secure Key)

Self App

Partners App

App Name*
Please enter app name

CREATE

Customer ID: 3609479


Partner platforms associated with sharekhan

1. TradeTron
2. AlgoBulls
3. Market Maya
4. Keev Tech
5. MyAlgoMate
6. ModernAlgo
7. Fox Trader

API Activation Process – Step 1

Add name as per your preference

Create New App (Creating an app gives you an APIKey and API Secure Key)

 Self App

 Partners App

App Name*

TradeTron|

Customer ID: **3609479**

CREATE



Partner platforms associated with sharekhan

1. TradeTron
2. AlgoBulls
3. Market Maya
4. Keev Tech
5. MyAlgoMate
6. ModernAlgo
7. Fox Trader

API Activation Process – Step 1

Done! If you want to deactivate the API then simply click on Active which will change the status to Inactive

Sharekhan
by BNP PARIBAS

[DASHBOARD](#)

[DOCUMENTATION](#)

[FAQ](#)

[C D](#) 

My App(s)

Total No.
App(s)

002


Total No.
Active App(s)

002

Total No.
Inactive App(s)

000

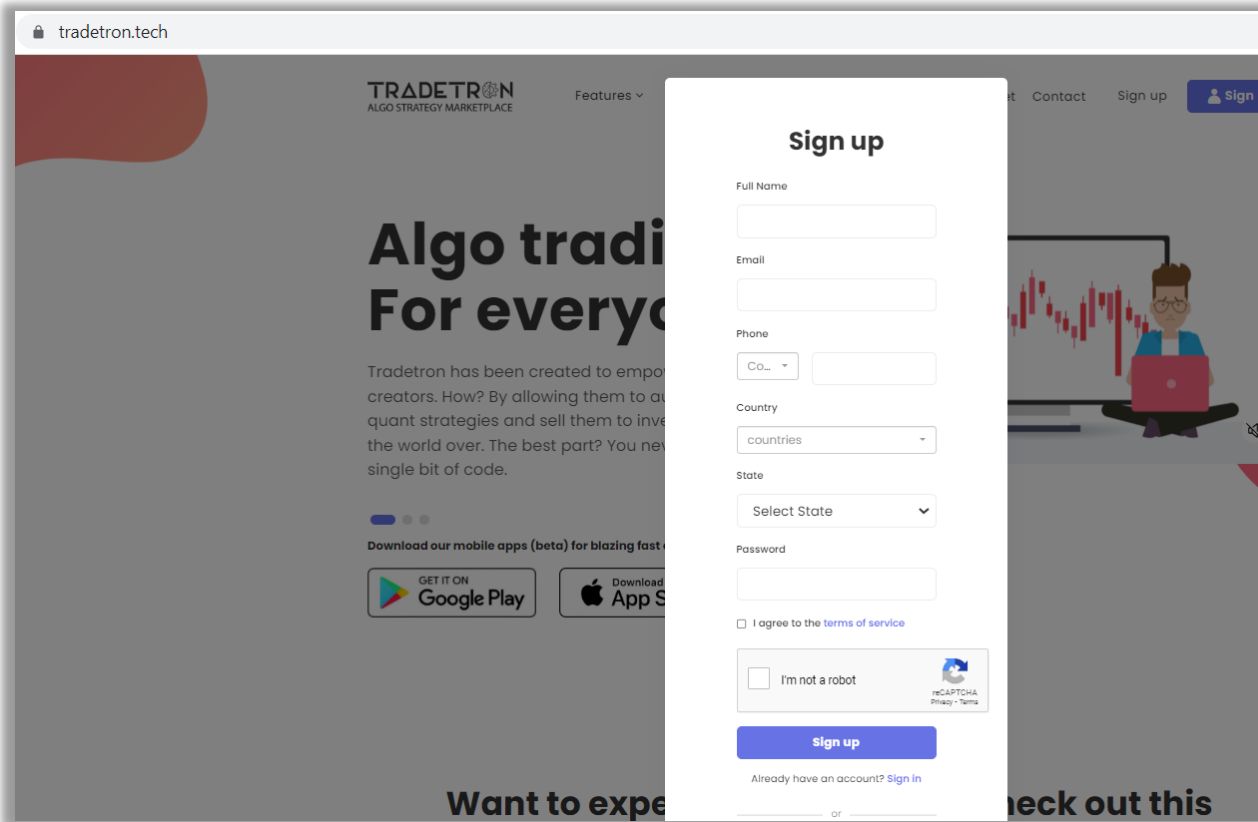
[CREATE NEW APP](#)

Status	App Name	API Key	API Secure Key
 Active	rest api	V8VTHH0rJCDXv0MoXstt69Ib2R21eJot 	A7zE9hfbsbRYWAsS7qBm7LS4V0oxmZRR 
 Active	TradeTron	Tj9WQgxBqZ1nsrpsC3PYqpWpwXaNEn4 	SRHaR2LKgzcjppqW8tAUu5B4XjVsVc5Z 
			

Sharekhan
by BNP PARIBAS

**SUPER
TRADER** 

Step 2



The screenshot shows the Tradetron website with a sign-up modal open. The modal contains the following fields and options:

- Full Name**: Text input field.
- Email**: Text input field.
- Phone**: Text input field with a country code dropdown (labeled "Co...").
- Country**: Dropdown menu with "countries" selected.
- State**: Dropdown menu with "Select State" selected.
- Password**: Text input field.
- ☐ I agree to the [terms of service](#)
- ☐ I'm not a robot (reCAPTCHA)
- Sign up**: Blue button.
- Already have an account? [Sign In](#)

- Go to www.tradetron.tech or on the **Tradetron Mobile app**
- Sign Up:
 - Full Name: As per Sharekhan Account Records
 - Email: As per Sharekhan Account Records
 - Phone: Select Country Code & Mobile number as per Sharekhan account records
 - Select Country, State and put desired Password

Step 3

The first screenshot shows the 'Sign in' screen. It has a title 'Sign in', an 'Email' input field, a 'Password' input field, a 'Forgot password?' link, a reCAPTCHA verification area with the text 'Verification expired. Check the checkbox again.' and 'I'm not a robot', a 'Sign in' button, and a 'Don't have an account? Sign up' link.

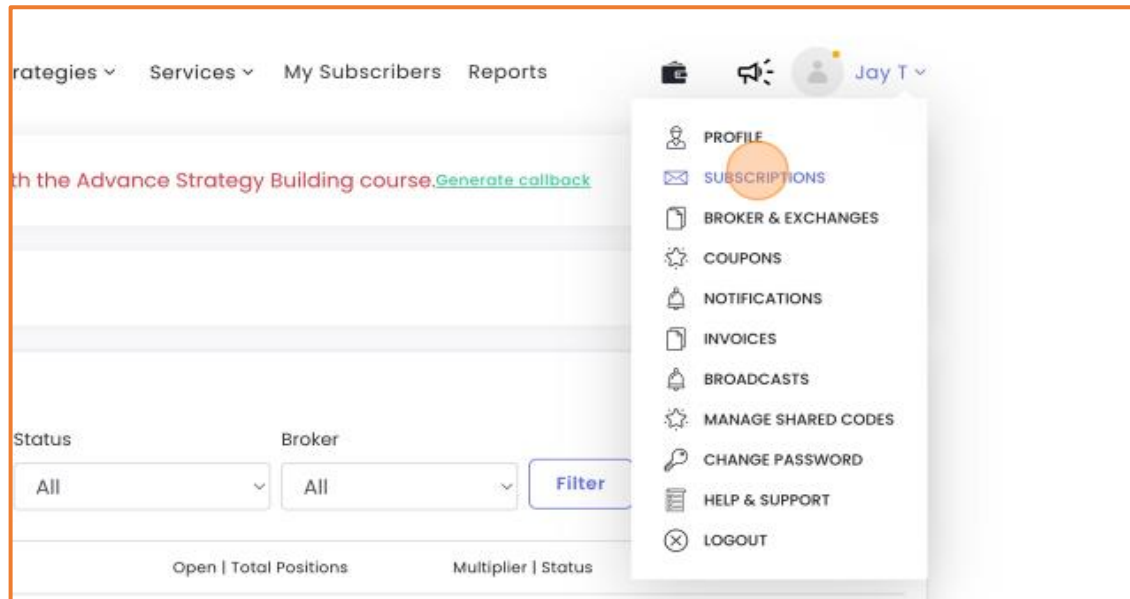
The second screenshot shows the app's dashboard. The top navigation bar includes 'Dashboard', 'Strategies', 'Services', 'My Subscribers', and 'Reports'. A user profile dropdown menu is open, showing options: 'PROFILE', 'SUBSCRIPTIONS', 'BROKER & EXCHANGES' (highlighted with an orange dashed circle), 'COUPONS', 'NOTIFICATIONS', 'INVOICES', 'BROADCASTS', 'MANAGE SHARED CODES', 'CHANGE PASSWORD', 'HELP & SUPPORT', and 'LOGOUT'. Below the menu, there are filters for 'Exchanges', 'Status', and 'Broker', all set to 'All'. A 'Filter' button is also visible.

The third screenshot shows the 'Manage Brokers' screen. It has a title 'Manage Brokers', a 'Select Broker' dropdown menu, an 'Exchanges' input field, and a 'Save' button.

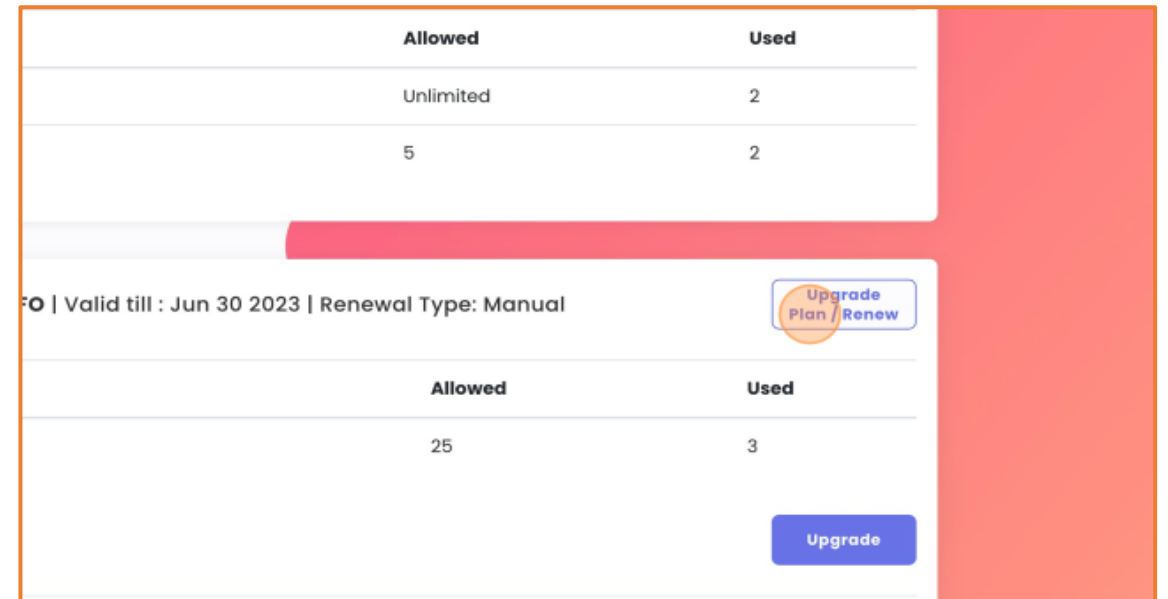
- Post Sign up, Sign in using email id and password
- Go to drop down list and select broker as **Sharekhan**, Exchange as **NSE**
- Add your ShareKhan Login ID in the Login ID Field

Step 4

Click on your profile name → SUBSCRIPTIONS



Click on the Upgrade in front of **Free: NSE/NFO** selection



Step 4

TRADETRON
ALGO STRATEGY MARKETPLACE

DashboardStrategiesServicesMy SubscribersReports

🔊👤Avinash Is..

Choose one of our plans:

Type of subscription plans

☐ Monthly

☒ Quarterly

☐ Yearly

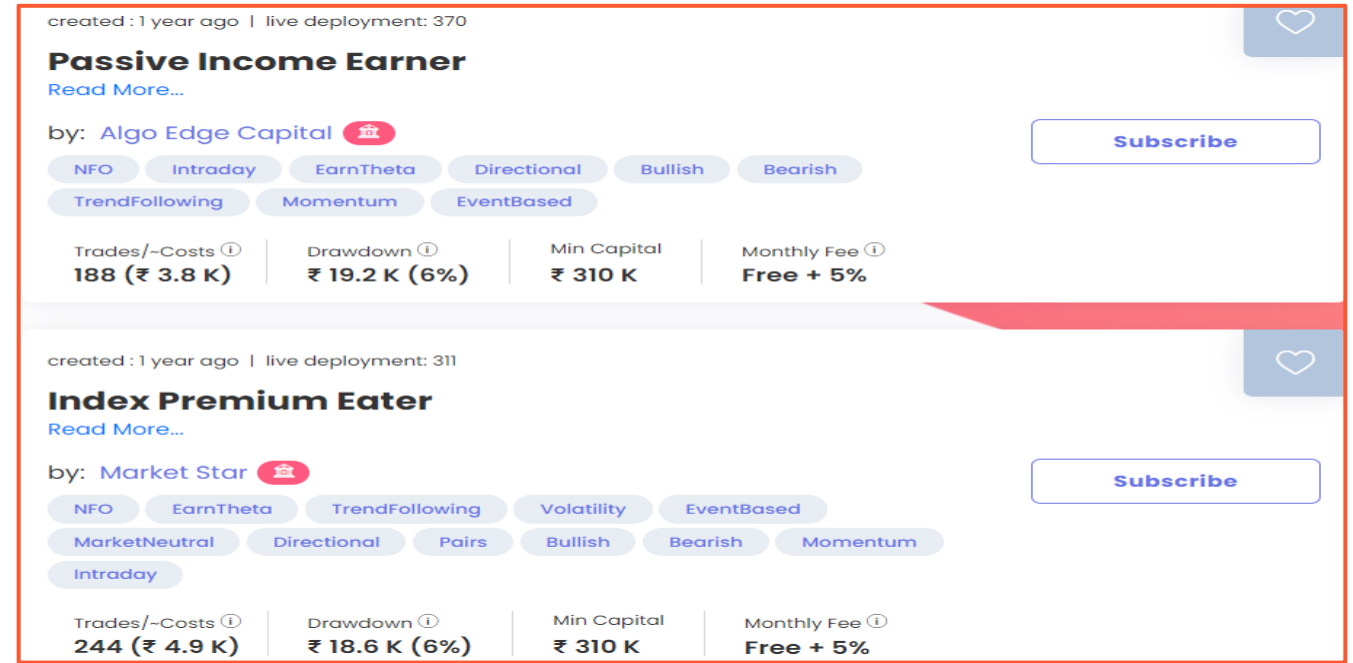
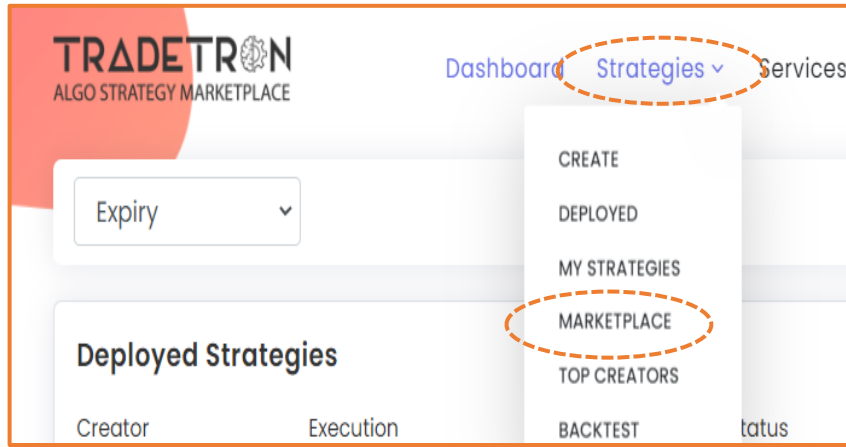
Exchange sets

India - NSE,NFC

Features / Plans	Free	Starter	Retail	Retail+	Creator	Creator+
Price	₹ 0	₹ 850	₹ 3400	₹ 7000	₹ 14000	₹ 42000
No. of Private Strategies you can create ①	10	Unlimited	Unlimited	Unlimited	Unlimited	Unlimited
No. of Public Strategies you can create ①	×	1 0 on marketplace	1 0 on marketplace	1 0 on marketplace	5 5 on marketplace	Unlimited 20 on marketplace
No. of strategies you can deploy ①	1	1	5	12	25	100
Tradetron fee sharing ①	Not applicable	20%	20%	20%	20%	0%
Paper Trading Executions ①	✓	✓	✓	✓	✓	✓
Live-Auto Executions ①	×	✓	✓	✓	✓	✓
Trade execution notifications ①	Email	Email, Whatsapp, SMS, Phonecall	Email, Whatsapp, SMS, Phonecall	Email, Whatsapp, SMS, Phonecall	Email, Whatsapp, SMS, Phonecall	Email, Whatsapp, SMS, Phonecall
API to connect from other platforms ①	✓	✓	✓	✓	✓	✓
		Current Plan	Choose Plan	Choose Plan	Choose Plan	Choose Plan

- Subscribe to Starter Plan by paying Rs 850+ GST for Quarterly Plan.
- This will enable Auto trading.

Step 5



Go to Market Place → Subscribe to Strategy you want to deploy & execute
For example : Passive income earner, Index Premium Eater, etc

Step 5

Deployed **My Strategies** Marketplace Backtest

subscribed on : 39 minutes ago | live deployment: 1 [Private Link](#)

Premium Tiger (2 subscribers)
by: Jay T

Drawdown ⓘ ₹ 2.9 K (1%)	Min Capital ₹ 260000	Monthly Fee Free
----------------------------	-------------------------	---------------------

[Deploy](#)
[Unsubscribe](#)

Note : All subscribed strategies deployed by you can be paused / exited / reactivated by the strategy creator as well to handle emergency situations

For Sharekhan's Exclusive Strategy- **"Premium Tiger"**

Directly paste the strategy link in the browser (chrome):

Premium Tiger: <https://tradetron.tech/strategy/2584887>

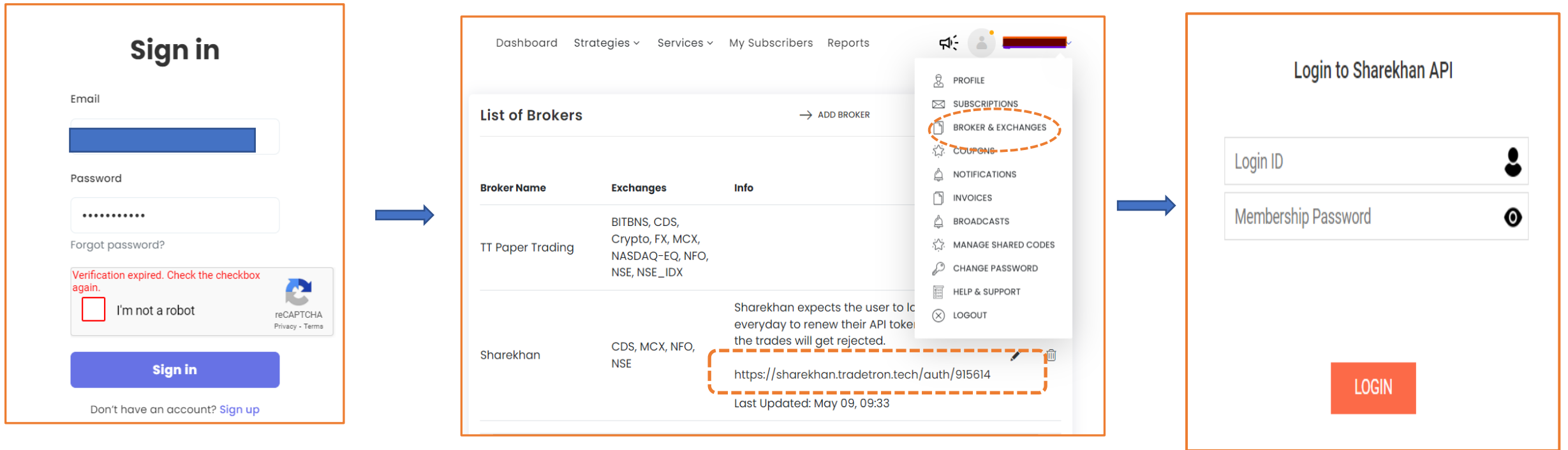
Strike Tiger: <https://tradetron.tech/strategy/2623079>

*This strategy will be exclusive for Sharekhan clients and subscription to strategy will be available free of cost & no profit sharing

**Post approval from Sharekhan – it will available for deployment

Daily Process

Daily Process- 1



- Login to Tradetron
- Go to Drop Down List under your Account/ Name
- Select Broker & Exchanges and click on link appearing in "Info". Once clicked, Sharekhan login details will appear. Input Sharekhan Login ID and Password.
- Once Login & Password is punched, submit OTP that will be sent to registered Mobile & Email ID.

Daily Process- 2

← 2FA

Use two-factor authentication (2FA) with your T-OTP / OTP for fast and secure login to your SKAPI account.

LOGIN ID [REDACTED]

OTP

0/5 attempts Resend OTP in 48s

OTP has been sent to verified mobile 99XXXXXX62 and email avXXXX@gmail.com

SUBMIT

Switch to TOTP



TRADETRON
ALGO STRATEGY MARKETPLACE

Dashboard **Strategies** Services

Expiry ▼

CREATE
DEPLOYED
MY STRATEGIES
MARKETPLACE
TOP CREATORS
BACKTEST

Deployed Strategies

Creator Execution BACKTEST Status



Deployed **My Strategies** Marketplace Backtest

subscribed on : 5 seconds ago | live deployment: 1 [Private Link](#)

Premium Tiger (2 subscribers)

Drawdown ⓘ ₹ 2.9 K (1%) Min Capital ₹ 260000 Monthly Fee Free

Deploy
Unsubscribe

Note : All subscribed strategies deployed by you can be paused / exited / reactivated by the strategy creator as well to handle emergency situations



Once OTP authorised, go to Strategies → My Strategy → click on Deploy Premium Tiger Strategy

Daily Process- 3

×

Premium Tiger

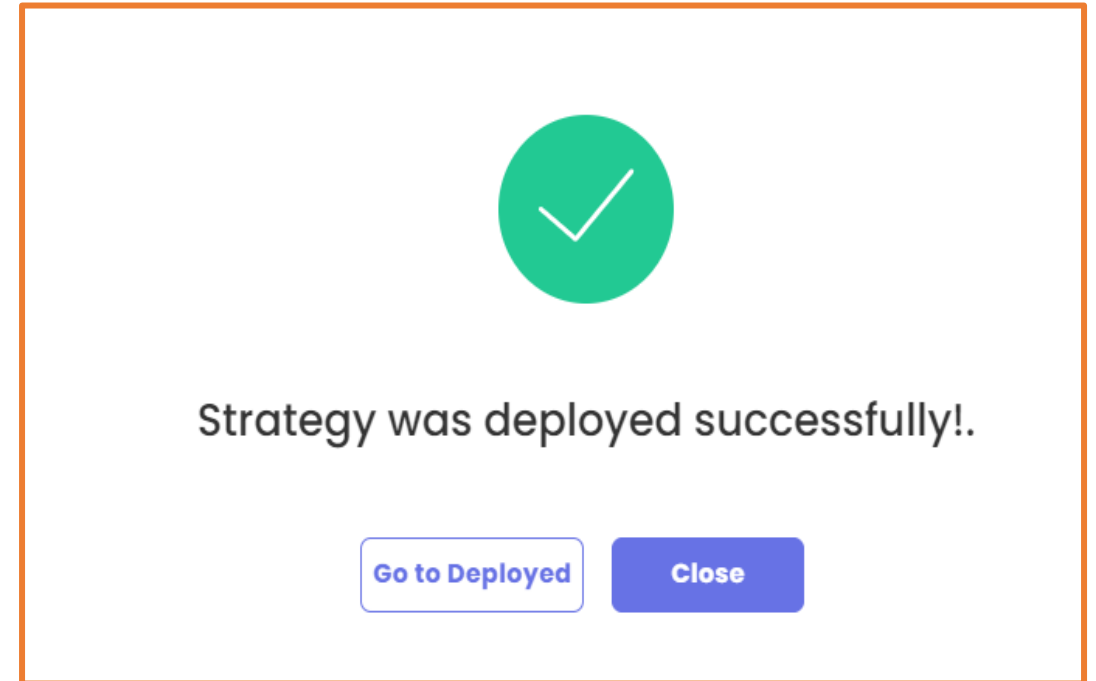
Multiplier: 1x

Capital recommended: 260000

Select Execution Type: Live Auto

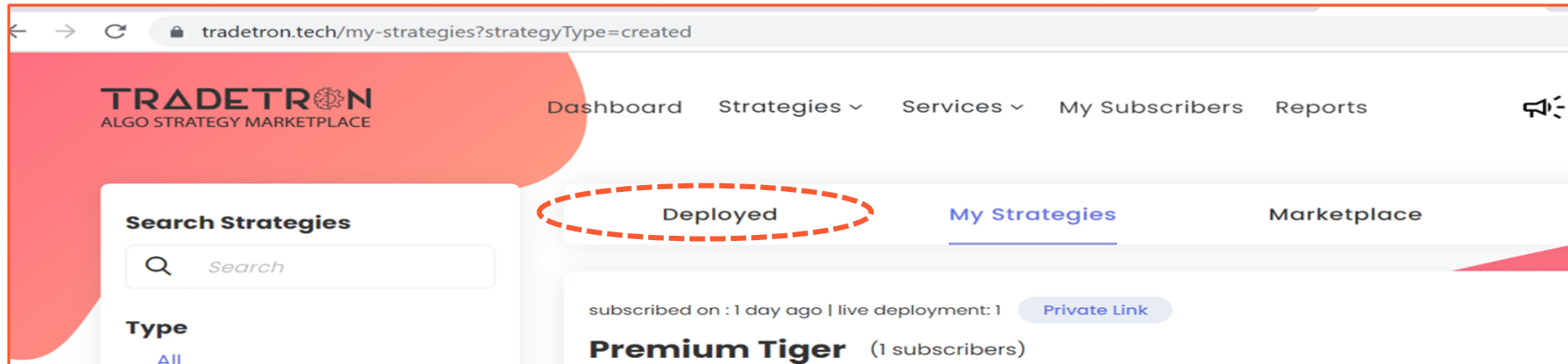
NFO Broker: Sharekhan

Deploy



- Select Multiplier i.e. how many lots one wants to trade
- Select Execution Type : **Live Auto**
- NFO Broker : **Sharekhan** & push **Deploy** button

Daily Process- 4



- Go to Strategies → Deployed and check whether Strategy is deployed successfully.
- It will show Status as **Live – Entered** and trades will be executed once all conditions of strategy are met.
- Strategy will run automatically & will book profit / execute stop loss / close once time elapses

The screenshot shows the 'Live-Entered' status of a strategy. The dashboard includes a search bar for strategies, a navigation menu with 'Dashboard', 'Strategies', 'Services', 'My Subscribers', and 'Reports', and a section for 'Premium Tiger' (1 subscribers) with a 'Private Link' button.

Instrument Symbol	Qty	LTP ₹	Val ₹	P&L ₹
1. OPTIDX_BANKNIFTY_11MAY2023_CE_43200 IV: 18% Delta: -13 Gamma: -0.02 Theta: 1881 Vega: -240	-25	186.25	-4,656	29
2. OPTIDX_BANKNIFTY_11MAY2023_PE_43300 IV: 18% Delta: 0 Gamma: 0.00 Theta: 0 Vega: 0	0	209.20	0	-683
3. OPTIDX_NIFTY_11MAY2023_CE_18250 IV: 13% Delta: -30 Gamma: -0.14 Theta: 1165 Vega: -198	-50	71.80	-3,590	760
4. OPTIDX_NIFTY_11MAY2023_PE_18400 IV: 13% Delta: 0 Gamma: 0.00 Theta: 0 Vega: 0	0	131.95	0	-1,103

Daily Process- 4

TRADETRON
ALGO STRATEGY MARKETPLACE

Dashboard Strategies ▾ Services ▾ My Subscribers Reports

Multiplier: 1x ▾

Premium Tiger

Deployed on: 10 May 2023
Execution: LIVE AUTO ▾ ⓘ

Capital: ₹ 1.00 L
Status: Exited ⓘ

Broker: Sharekhan
Counter: 1 (₹ -2,783)

Instrument Symbol	Qty	LTP ₹	Val ₹
<u>1. OPTIDX_BANKNIFTY_11MAY2023_CE_43200</u> IV: 16% Delta: 0 Gamma: 0.00 Theta: 0 Vega: 0	0	230.00	0
<u>2. OPTIDX_BANKNIFTY_11MAY2023_PE_43300</u> IV: 16% Delta: 0 Gamma: 0.00 Theta: 0 Vega: 0	0	125.90	0
<u>3. OPTIDX_NIFTY_11MAY2023_CE_18250</u> IV: 13% Delta: 0 Gamma: 0.00 Theta: 0 Vega: 0	0	86.20	0

LITE

STATISTICS

PAUSE

ARCHIVE

REACTIVATE

NOTIFICATION LOG

DELETE

ON ERROR SETTINGS

USER NOTES

DOWNLOAD DATA

-298

- Post 3.30 pm, one needs to Archive the strategy.
- Archive will save the strategy.
- Do not archive once deployed if you want to deploy the strategy everyday by default.

Thank you