

## Sovereign Gold Bonds: Sales Process

The frontline team will receive a mail 4-5 days prior to the opening of the issue of the bonds from the below mentioned id:

[ipo@sharekhan.com](mailto:ipo@sharekhan.com)

[sharekhan@sharekhan.com](mailto:sharekhan@sharekhan.com) (Team Internal Communication)

The mail will consist of the complete details of the bond including the offer period, minimum and maximum subscription, lock-ins, taxation etc.

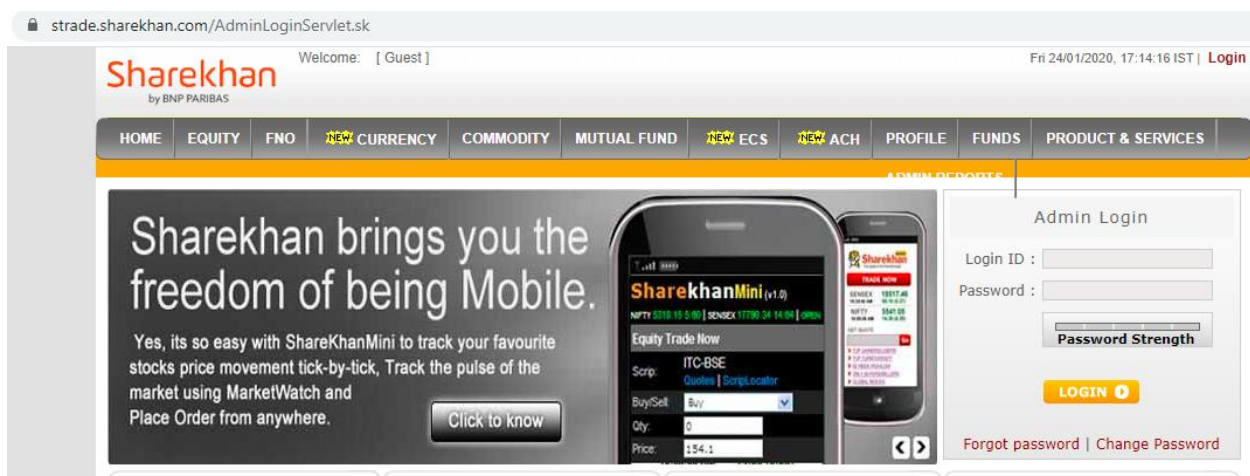
### ***Procedure to place the order***

The order can be placed only during the offer period

Investment in Sovereign Gold Bonds can be done online through the web admin portal. In order to invest in SGB bonds one must click on the below mentioned link:

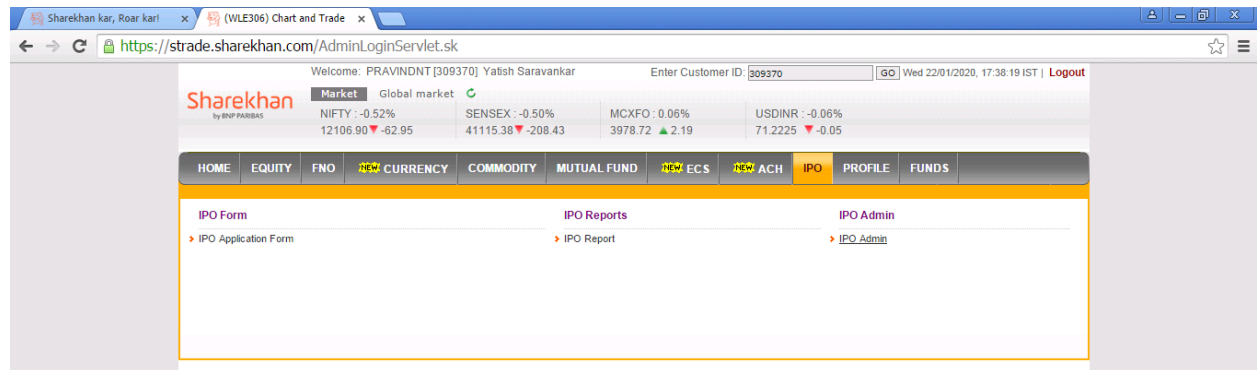
<https://strade.sharekhan.com/AdminLoginServlet.sk>

### **Step 1: Login to the portal using your web admin log-in id and password**

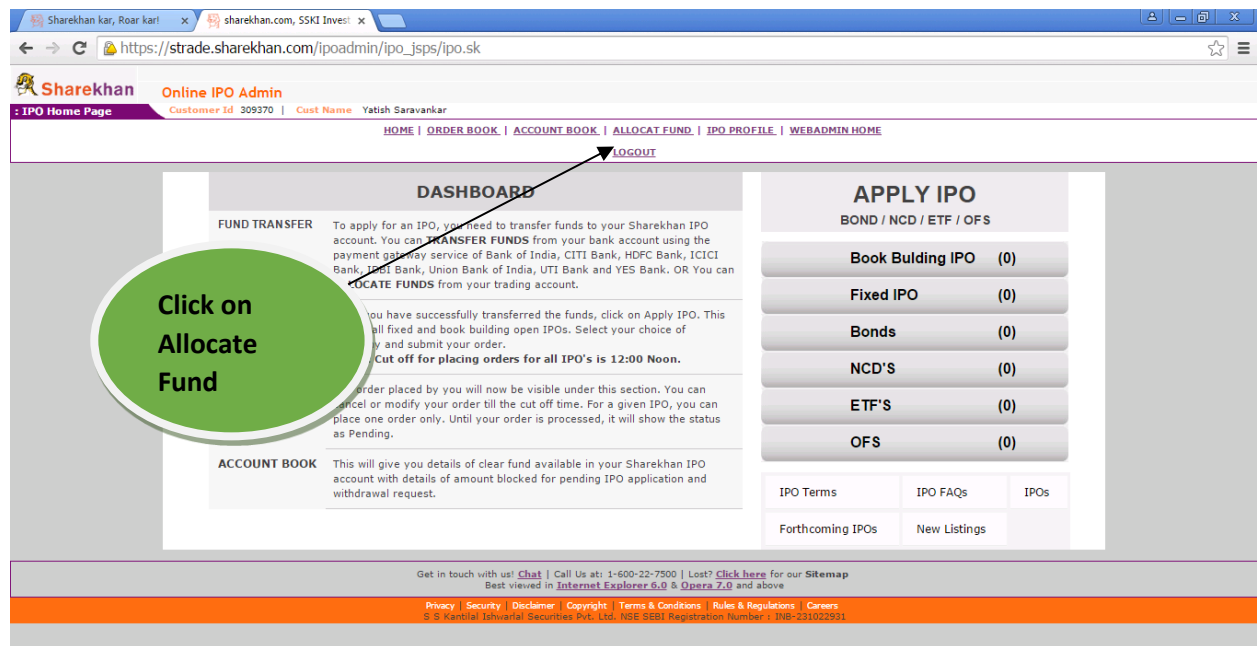


The screenshot shows the Sharekhan Admin Login portal. The browser address bar displays `strade.sharekhan.com/AdminLoginServlet.sk`. The page header includes the Sharekhan logo, a welcome message for a guest user, and the current date and time (Fri 24/01/2020, 17:14:16 IST). A navigation menu contains links for HOME, EQUITY, FNO, CURRENCY, COMMODITY, MUTUAL FUND, ECS, ACH, PROFILE, FUNDS, and PRODUCT & SERVICES. The main content area features a large banner for SharekhanMini mobile app with the text "Sharekhan brings you the freedom of being Mobile." and a "Click to know" button. To the right of the banner is an "Admin Login" section with fields for "Login ID" and "Password", a "Password Strength" indicator, a "LOGIN" button, and links for "Forgot password" and "Change Password".

**Step 2: After logging enter the *customer id* of the client and click on *IPO tab* and go to *IPO Admin***



**Step 3 : Click on the allocate fund tab to move the money from equity account to the IPO account. Hence ensure there are sufficient funds in the equity account**



#### Step 4: Enter the amount you wish to transfer to the IPO account and click on transfer funds

strade.sharekhan.com/rmmweb/adminbcs.sk?execute=allocatefund

Welcome: PRAVINDNT [309370] Yatish Saravankar Enter Customer ID: 309370 [GO] Wed 22/01/2020, 17:41:04 IST | Logout

**Sharekhan** by BNP PARIBAS

Market Global market

NIFTY : -0.52%  
12106.90 ▼ -62.95

SENSEX : -0.50%  
41115.38 ▼ -208.43

MCXFO : 0.05%  
3978.5 ▲ 1.97

USDINR : -0.06%  
71.2225 ▼ -0.05

HOME EQUITY FNO **NEW CURRENCY** COMMODITY MUTUAL FUND **NEW ECS** **NEW ACH** IPO PROFILE FUNDS

**Allocate Fund**

I would like to move Rs. : 1000

Select Segment : From: TRADING A/C To: IPO A/C

**TRANSFER FUND**

Equity Transferable Balance	IPO Transferable Balance	Mutual Fund Transferable Balance
Rs. 0.04	Rs. 0.00	Rs. 0.00

**Transfer Fund to IPO**

#### Step 5: On transferring the funds to the IPO account go back to the IPO tab and click bonds

Sharekhan kar, Roar kar! x sharekhan.com, SSKI Invest x

https://strade.sharekhan.com/ipoadmin/ipo\_jsps/ipo.sk

**Sharekhan** Online IPO Admin

IPO Home Page Customer Id 309370 | Cust Name Yatish Saravankar

HOME | ORDER BOOK | ACCOUNT BOOK | ALLOCAT FUND | IPO PROFILE | WEBADMIN HOME

LOGOUT

**DASHBOARD**

**FUND TRANSFER** To apply for an IPO, you need to transfer funds to your Sharekhan IPO account. You can **TRANSFER FUNDS** from your bank account using the payment gateway service of Bank of India, CITI Bank, HDFC Bank, ICICI Bank, IDBI Bank, Union Bank of India, UTI Bank and YES Bank. OR You can **ALLOCATE FUNDS** from your trading account.

**APPLY IPO** Once you have successfully transferred the funds, click on Apply IPO. This will list all fixed and book building open IPOs. Select your choice of company and submit your order.  
**NOTE : Cut off for placing orders for all IPO's is 12:00 Noon.**

**ORDER BOOK** The order placed by you will now be visible under this section. You can cancel or modify your order till the cut off time. For a given IPO, you can place one order only. Until your order is processed, it will show the status as Pending.

**ACCOUNT BOOK** This will give you details of clear fund available in your Sharekhan IPO account with details of amount blocked for pending IPO application and withdrawal request.

**APPLY IPO**  
BOND / NCD / ETF / OFS

**Book Building IPO** (0)

**Fixed IPO** (0)

**Bonds** (0)

IPO Start date End date  
There is no Bonds open

**NCD'S** (0)

**ETF'S** (0)

**OFS**

**Select SGB Name**

IPO Terms IPO FAQs  
Forthcoming IPOs New Listings

Get in touch with us! [Chat](#) | Call Us at: 1-600-22-7500 | Lost? [Click here](#) for our Sitemap  
Best viewed in [Internet Explorer 6.0](#) & [Opera 7.0](#) and above

Privacy | Security | Disclaimer | Copyright | Terms & Conditions | Rules & Regulations | Careers  
S S Kantilal Jhavarlal Securities Pvt. Ltd. NSE SEBI Registration Number : INB-231022931

**Step 6: On clicking on the SGB name, it will take you to the order placement page. Click on the place order tab:**

Bonds

Company Name	Issue Start Date	Issue End Date	
SGB Gold Bonds Scheme 2019-20 Series IX	2020-02-03	2020-02-07	<a href="#">Place Order</a>

**HOW TO PLACE UPI BASED IPO APPLICATION? [VIEW DEMO](#)**

- 1** FILL THE IPO SUBSCRIPTION FORM FROM ANY OF THE FOUR ONLINE TRADING PLATFORMS OF SHAREKHAN
- 2** ENTER UPI AS A PAYMENT OPTION BY PROVIDING YOUR UPI ID
- 3** ON RECEIVING A BLOCK MANDATE REQUEST ON BHIM ENTER YOUR UPI PIN TO BLOCK THE RELEVANT AMOUNT IN YOUR ACCOUNT

**NOTE :** You may use Bhim UPI ID for Placing Orders.

**Click here to place order**

**Step 7: On the order placement page, enter the order quantity and click on place order:**

IPO Order Form CLOSE

IPO Name : SGB Gold Bonds Scheme 2019-20 Series IX

**Note: NRIs are not eligible to invest in SGB Gold Bonds Scheme 2019-20 Series IX**

Issue Start Date	Issue End Date	Min. Qty	Max Qty	Cut Off Price	Cap Price	Floor Price
2020-02-03	2020-02-07	1	4000	4020.0	4020.0	4020.0

**Place Order** **Confirm Order** **Track Order**

DP Account: 02278281 **Payment Options**: Annual 8 Years **Investment Type**: Retail

Order Quantity: **1** Order Price: 4020 Order Value: 4020

First Applicant Pan No.

**Put the quantity & Click on Place Order**

**Place Order**

**Note**

- PAN is required for investors.
- Single application only allowed online, Per client id, due to system constrain.
- Please apply offline for multiple applications.
- For risk factors and other details of SGB Gold Bonds Scheme 2019-20 Series IX -Initial Public Offering please refer prospectus. [SGB Gold Bonds Scheme 2019-20 Series IX](#)
- Application through [www.sharekhan.com](http://www.sharekhan.com) for this IPO is open only for the Resident Indians and HUF account. [TERMS & CONDITION](#)

**Step 8: On clicking on place order, the confirmation page will appear. Check the details and click on confirm**

IPO Order Form CLOSE

IPO Name : SGB Gold Bonds Scheme 2019-20 Series IX

**Note: NRIs are not eligible to invest in SGB Gold Bonds Scheme 2019-20 Series IX**

Issue Start Date	Issue End Date	Min. Qty	Max Qty	Cut Off Price	Cap Price	Floor Price
2020-02-03	2020-02-07	1	4000	4020.0	4020.0	4020.0

Place Order (1) Confirm Order (2) Track Order (3)

Customer Id: [REDACTED] Email: [REDACTED]  
PAN No.: [REDACTED] Tel: [REDACTED]  
DP Id: [REDACTED] Bank # 1: [REDACTED]  
Address 1: [REDACTED] Bank # 2: [REDACTED]  
Address 2: [REDACTED] Nominee Name:  
City: [REDACTED] Second Applicant Name:  
PinCode: [REDACTED] Third Applicant Name:

BACK **Confirm**

**Click here to confirm the order**

**Step 9: On confirming the order, the screen will prompt an order confirmation message, that would signify that the order has been placed successfully**

IPO Order Form CLOSE

IPO Name : SGB Gold Bonds Scheme 2019-20 Series IX

**Note: NRIs are not eligible to invest in SGB Gold Bonds Scheme 2019-20 Series IX**

Issue Start Date	Issue End Date	Min. Qty	Max Qty	Cut Off Price	Cap Price	Floor Price
2020-02-03	2020-02-07	1	4000	4020.0	4020.0	4020.0

Place Order (1) Confirm Order (2) Track Order (3)

Status: **Order placed successfully**

**you will get this order confirmation message**

Place more Order **Track Order**

**Click here to track the order**

ACCOUNT

